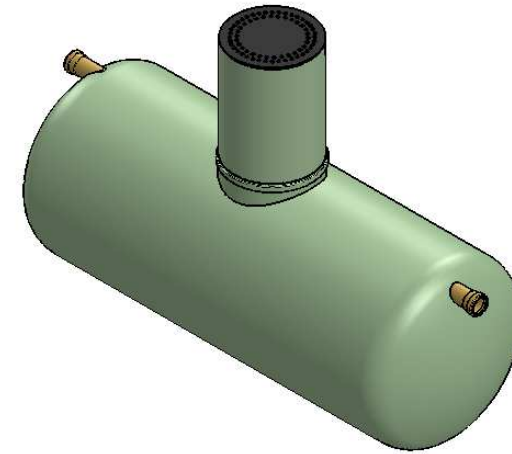
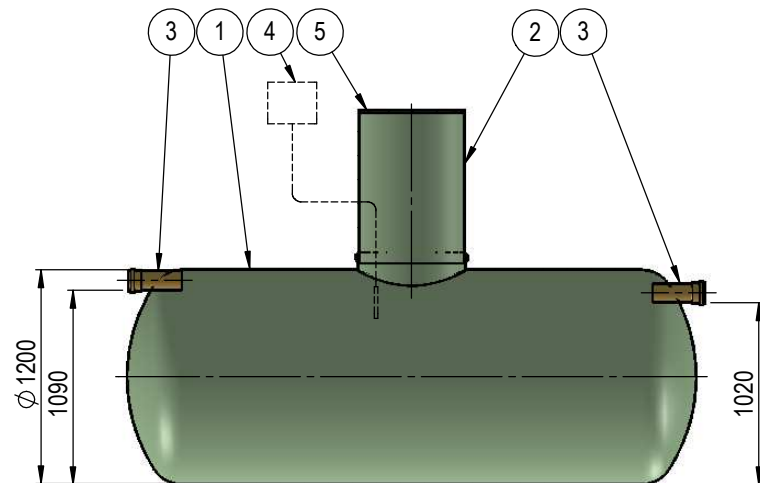
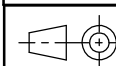


A - A



h = inlet distance from ground (default 1000):

Item no.	Part	Description	Std. qty.	Need
1	Tank housing	fiberglass, \varnothing 1200 x 3200	1	
2	Maintenance shaft	\varnothing 600	1	
3	Inlet-/outlet sewer	DN110	2	
4	Level alarm device		1	
5	Top cover	plastic	1	
		cast iron		



Weight

Date

15.03.2021

Drawn by E. Väljaots

Drawing no. KPS.03.01



Klaasplast OÜ
 reg.kood: 11862070
 tel: +372 5691 1914
 info@mahuti.ee
 www.mahuti.ee

Title

3 m³ sand and sludge separator

Sheet
1/1

Scale
1 : 30

Article no.

LM3000